
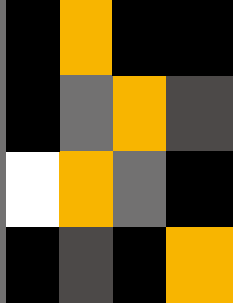


KITTO

General Catalogue
for KITTO Products





Outstanding product quality and a wide variety of product types.
A continually-expanding huge range of hoisting systems in all industrial fields.

- 4-5** Electric Chain Hoists
KITO ELECTRIC CHAIN HOIST
KITO ER2 SERIES/LARGE CAPACITY TYPE ER2/KITO APPLICATION-ORIENTED MODEL SERIES/KITO EQ/ED-III SERIES

- 5** Electric Chain Balancer
KITO ELECTRIC CHAIN BALANCER

- 6** Light Crane
KITO LIGHT CRANE
KITO LIGHT CRANE PROSYSTEM

- 6** Electric Hoists
KITO WIRE ROPE HOIST
RY WIRE ROPE HOISTS

- 6** Electrical Supply Rail
KITO TD Rail

- 6** Air Hoists
KITO AIR HOISTS

- 7** CRANES
KITO CRANE
OVERHEAD CRANES Single Girder/OVERHEAD CRANES Double Girder/LOW-HEAD CRANES Single Girder/JIB CRANES/APPLIED TECHNOLOGY TYPE CRANES

- 8** Manual Chain Hoists
KITO CHAIN HOISTS
KITO MIGHTY CB SERIES/KITO UNIVERSAL TROLLEYS/KITO LOW HEADROOM TYPE/HIGH SPEED CB/KITO MINING M3CB/KITO CX SERIES

- 9** Manual Chain Hoists
KITO LEVER HOISTS
KITO LB SERIES/KITO CLIP/KITO LX SERIES

- 10** Fiber Slings
KITO POLYESTER SLING

- 11** Chain Slings
KITO CHAIN SLING 100

- 11** Permanent Lifting Magnets
KITO LIFTING MAGNET

- 11** Lashing Belts
KITO BELT LASHING



KITO ELECTRIC CHAIN HOIST

KITO ER2 SERIES | 125kg to 20t (Three phase power supply)

Kito ER2 Series are key players in the Kito Electric Chain Hoists, featuring superior performance as a high quality, high performance crane with state-of-the-art specifications. Seeking improved ease of use and work efficiency, an inverter has been provided as standard in a dual speed hoist and trolley. The dual speed inverter delivers smoother movement than ever, reducing load swing.



ER2
Dual/Single Speed
Hook Suspension Type
125kg to 5t



ER2M
Dual/Single Speed
Motorized Trolley Type
125kg to 5t



ER2SG (ER2SP)
Dual/Single Speed
Geared/Plain Trolley Type
125kg to 5t



CDER2
Cylinder Control Type
Dual/Single Speed
125kg and 250kg



LARGE CAPACITY TYPE ER2 | 7.5t to 20t



Large Capacity ER2
Hook Suspension Type
10t to 20t



Large Capacity ER2M
Motorized Trolley Type
7.5t to 20t



Large Capacity ER2SG
Geared Trolley Type
7.5t to 20t

Push button control (for ER2 and MR2) original design

The push button control is designed in an ergonomic shape that is operator friendly. Seeking ease of operation and universal design, KITO's original push button control was designed and manufactured based on trial and error repeated many times, in particular, upgrading prototypes and evaluation from an end-user point of view especially with respect to unit strength.



KITO APPLICATION-ORIENTED MODEL SERIES

Kito's Application-oriented Model Series are designed to meet various needs, load handling works as well as environmental conditions. Kito also offers various turn-key models with specifications designed to meet the user's particular applications.



Twin Hook Type TWER2M
250kg to 5t



Ultra Low Headroom Type SHER2M
250kg to 5t



Explosion-Proof Type RESM
500kg to 5t



Food Grade Hoist Type ER2
125kg to 5t



Theatrical Chain Hoists
500kg to 2t




Climbing Reversible Hoists Type ED
240kg

KITO ELECTRIC CHAIN HOIST


KITO EQ | 125kg to 1t

KITO Electric Chain Hoist EQ maximizes the characteristics of its dual speed inverter. And we stick with the control design. Motor-frame integration has materialized an ultimate light-weight, compact size, while maintaining high functions. Equipped with OLL the electronic overload protection device and friction clutch to ensure operational safety and environmental friendliness. Designed light-weight and compact, unique-shape push button switches are easy to grab and operate.



ED-III SERIES | 60kg to 480kg (Single phase power supply)

This series is small in size but high in output. Pendant control and Cylinder control types are available to meet user's applications which can be run on a home-use power supply (for Single phase).



75kg to 250kg (Single/Three phase power supply)

KITO ELECTRIC CHAIN BALANCER

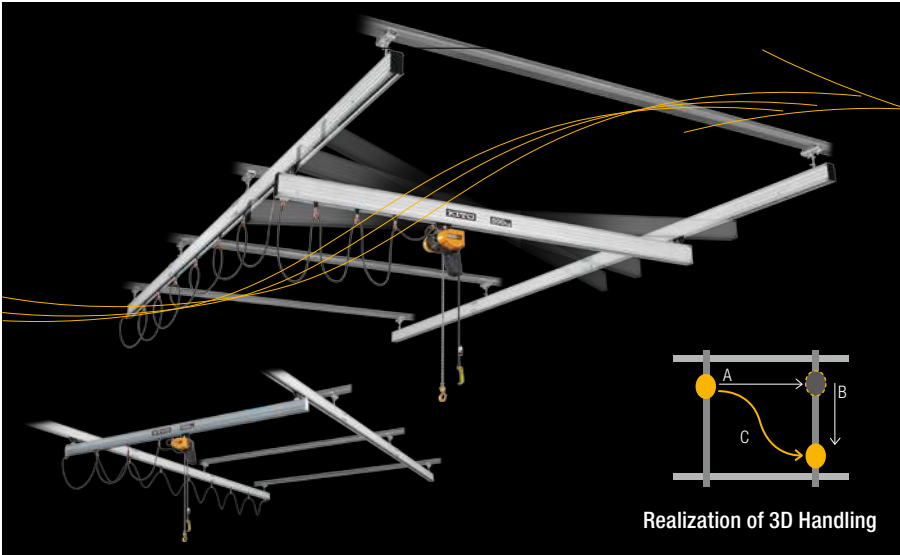
The KITO electric chain balancer is an ideal assist device for assembly work and handling delicate loads.

- Excellent workability in two operation modes: a float mode in which the load can be directly held and operated, and a stepless cylinder mode in which the load can be operated near the hand.
- High responsiveness and ultra-low speed operation of the servo-motor enable precise positioning.
- Achieves high durability by adopting proven ER2 body.



KITO LIGHT CRANE

PROSYSTEM



Light and Smooth Movement

Due to the adopt of Aluminum rails, the pull force is much lighter than steel rails.

Improvement in Productivity

By 3D movements based on ergonomics, high operability is achieved.

Easy Installation

Due to assembly of components, Installation time can be shortened.
No need large-scale construction.

More Economical than Overhead Crane

It is very easy to change layouts to match the work.

Selectable Hoists

In addition to Electric chain hoists, Manual chain hoists and air hoists can also be installed.

KITO WIRE ROPE HOIST

RY WIRE ROPE HOISTS | 3.2t / 5t / 10t

KITO applies technologies and expertise built over eight decades of chain-hoist development and production to this line of wire-rope hoists to achieve exceptional performance with unparalleled safety and durability.



Original variable frequency drive control

Load swing minimized by original variable frequency drive control
Greatest support possible for productivity and safety

Pull-rotor motor braking for high safety

Complete control for secure hold on any load
Integrated variable frequency drive for extended brake life

Lighter case

Low weight made possible with low-pressure aluminum casting
Simple case design eases maintenance

KITO TD Rail

Systematized Simple Joint Structure with Fewer Component Parts.
Allowing Quick and Easy Installation.



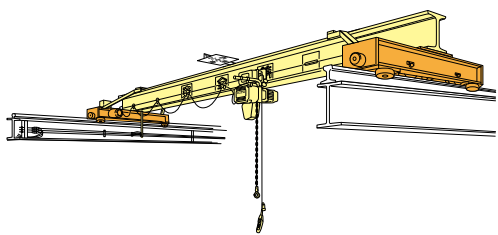
KITO AIR HOISTS

250kg to 25t

KITO Air Hoists reduce the burden for operators and supports improved work efficiency. A wide lineup is available, from models offering smooth low speed operation to models with stress-free high speed operation. There are also outstandingly portable, compact and light weight models as well as large-capacity models for handling heavy loads.



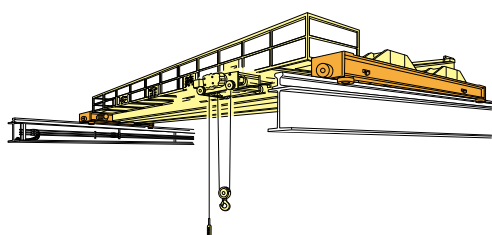
OVERHEAD CRANES Single Girder



The single girder overhead crane can be installed on traveling rails on the brackets of building pillars. This type of crane has a relatively larger capacity and can utilize space below ceiling rafters, and so a wider lifting range is assured.



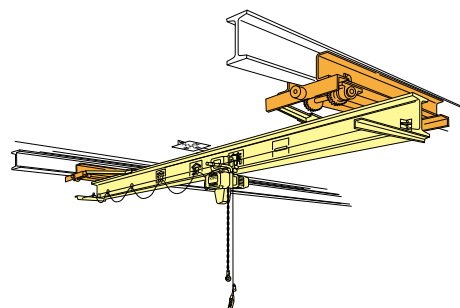
OVERHEAD CRANES Double Girder



The double girder overhead crane can be installed on traveling rails on the brackets of building pillars. The double rail type trolley runs along parallel girders suitable for larger capacity cranes, and also can utilize space below ceiling rafters, and so a wider lifting range assured.



LOW-HEAD CRANES Single Girder




The low-head crane is suspended from the traveling rail (I-beam) which is fixed to the ceiling rafters of the building. Because the traveling rail location and span can be freely chosen, the crane can be designed to suit production line processes. The detaching design for the track wheel and its axle reduces installation and maintenance time.



JIB CRANES

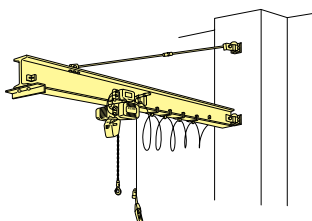
Pillar Type

The pillar type jib crane is a stand-alone type equipped with a rotating jib system, which can be installed in any place, whether inside or outside of a building, by conducting simple foundation work.



Wall Type

The wall type jib crane is a wall-mount type equipped with a rotating jib system which can be installed on a wall or a pillar of a building. The I-beam can rotate 180 degrees.



APPLIED TECHNOLOGY TYPE CRANES



- For Jet Engine Maintenance
- For Clean Room
- Other Various Special Cranes

KITO CHAIN HOISTS

KITO MIGHTY CB SERIES | MODEL M3 500kg to 50t

- Extraordinarily compact, light, and easy to use.
- Excellent workability thanks to maximum mechanical efficiency, requiring the least manual force.
- Excellent durability because of the top-grade load chain (rupture stress: 1000N/mm² or higher).



Unique Industry Innovation!

Equipped with automatic speed change gear in no-load.

High Speed CB

2.5 to 50 t

Stress-free 7:1 Lifting Speed! High Speed CB is just released!

A speed change gear is located behind a brake to fully ensure safety.

Operability in a loaded condition is as high as the standard specifications.

Relieved from past stress, a worker can smoothly prepare for his field work.



Specially Designed for Mining & Offshore Business

KITO MINING & OFFSHORE M3CB

500kg to 20t

Special Features

- Forged Safety Latches
- Sealed Bearings
- Double Brake Pawls
- Domu Nuts



KITO UNIVERSAL TROLLEYS | MODEL TS 500kg to 5t

- Wheels are specially machined and heat-treated for exceptional durability.
- Extra-light structure is achieved due to strict design conditions.
- Protective bumpers protect the wheels in case the trolley collides with the stoppers at the ends of the rail or collides with another trolley.
- Trolleys can be installed on either I-beam or H-beam rails.
- Specially designed for smooth running ; the rail width can be adjusted easily.
- All four wheels feature high-grade closed ball bearings that do not require lubrication.

Plain Trolley



500kg to 3t

5t

Gear Trolley



1t to 3t

5t

Applied Technology Type Product

KITO LOW HEADROOM TYPE | MODEL TS 1t to 20t

The Kito Low Headroom Type Manual chain hoist is designed with an ultra-small dead space compared to standard models. The chain hoist, designed with all the beneficial design specifications of Kito MIGHTY, provides high ease-of-use, quality, and performance.



KITO CX SERIES | 250kg/500kg/1t

Compact, Light weight and Simple design!

KITO CX series chain hoists are available as three types having capacities of 250kg, 500kg, or 1t.

The use of an integral aluminum body structure, the outstanding portability, and moreover the small hand pull force ensures smooth work.

The wide hook openings also greatly expand the range of applications.



KITO LEVER HOISTS

KITO LB SERIES | MODEL L5 0.8t to 9t

Kito's innovative technology makes this new model smaller and lighter than ever before. It's easy to carry and store, and the LEVER BLOCK™ is much easier to use, even in a narrow working spaces.

- Kito's original free chain adjusting mechanism greatly improves the working efficiency.
- The grade 100 (1000N/mm²) chain features an unbeatable combination of toughness and resistance to corrosion.
- The LEVER BLOCKS™ are made by Kito's reliable design which is superior to world standards.



The BEST SELLER
KITO LEVER BLOCK
 has received high evaluation on the spot in the world



KITO CLIP | Accessory



- Kito Clips are special fixtures for wire rope. They are developed for applications where ropes are used with lever hoists or chain hoists.
- Clips can be used in any desired position on a wire rope.
- Inserting a wire rope in a clip and pulling the clip makes it grip the wire firmly.
- The original groove design protects the wire surface.
- Their combined use with a lever hoist improves efficiency and economy.

Optional hook for special tip-loading applications



Shape is cut out with special tip so it can hook on to the edge of steel plate making it suitable for certain shipbuilding or plate working applications. (Not suitable for general load holding, taking-up, or lifting applications – use standard hook instead).

The lever slips! Prevents the hoist from excessive overload lifting.

Equipped with **OVERLOAD LIMITER**

Easy Operation with a compact, low headroom design.



In the event of excessive overload lifting, the overload limiter is activated and the lever slips. It is a device to improve operator's safety and hoist's durability.

KITO LX SERIES | 250kg/500kg

Kito LEVER BLOCK™ LX series is available in two capacities: 250kg and 500kg. Extremely compact & light, these LX series hoists are suitable for work in tight quarters or elevated locations where fastening, fixing, or positioning of light load is required.



- Load fastening
- Tension
- Lifting/lowering
- Anchoring
- Positioning
- Distortion correction
- Alignment of structures
- Other load handling

KITO POLYESTER SLING

KITO POLYESTER SLING | 500kg to 12.5t

The Kito Polyester Slings support a wide range of load handling operations, and offer exceptional strength to hold loads firmly yet with good flexibility to protect the load from damage.

Users can select the most appropriate type for various loads; the Belt Sling BSH type for a wide range of applications, the Round Sling RE type which is an endless type with a flexible rope-like shape, and Eight Sling EE type featuring a special dual structure with eyes at both ends.



Belt Sling BSH Type 0.8t to 12.5t



Round Sling RE Type 1t to 10t




Eight Sling EE Type 500kg to 5t



With Limit sign for easy identification of discard limit.

The red core wadding is woven into the belt.
The time when the core wadding comes into view due to damage is discard limit.




Limit sign


Criteria of limit sign for replacement

(Right pictures show the state of damages on a brand-new sling. Residual strength is 85% or over.)

Damage in thickness




Damage in width



The Kito Chain Sling 100 uses Kito's top-grade super-strong link chain developed based on a long technological history and experiences, featuring a rupture stress of 1000 N/mm² or even higher. Various standard link and fittings are also available to provide the best combination of products for different applications.

KITO CHAIN SLING 100



Large Master Link for Use on Work Sites with Large Cranes!

The link's large width makes it suitable for use with various types of large-sized cranes, tower cranes, and wire rope hoists.

Working Load Limit: 1.1t to 11.5t



KITO LIFTING MAGNET

Allows you to lift both flat and round steel with one unit

In this design, the magnetic force does not remain on the contact surface when the product is in the OFF condition, and it will not pick even a small paper clip up. This also allows for easy load removal.



KR8
Flat Steel 80kg
Round Steel 60kg (φ120)



KR16
Flat Steel 160kg
Round Steel 120kg (φ160)



KR80
Flat Steel 300kg
Round Steel 220kg (φ200)

Kito Belt Lashings allow users to get large lashing force with a small manual force and firmly tighten any kind of load (from soft to hard objects).

KITO BELT LASHING

Breaking Force: 5kN to 40kN

Maximum Working Force: 1.25kN (127kg) to 10kN (1010kg)

Ratchet Buckle Type



BLL005
Breaking Force: 5kN



BLR005
Breaking Force: 5kN



BLR010
Breaking Force: 10kN



BLR020
Breaking Force: 20kN



BLR030
Breaking Force: 30kN



BLR040
Breaking Force: 40kN

Pull-Ratchet Buckle Type



BLP040
Breaking Force: 40kN

Over-Center Buckle Type



BLO005
Breaking Force: 5kN



BLO015
Breaking Force: 15kN

Cum Buckle Type



BLC002
Breaking Force: 2kN



BLC010
Breaking Force: 10kN

Maximum Working Force : 1/4 of the breaking force.





Head Office & Factory

2000 Tsujijarai Showa-Cho, Nakakoma-Gun, Yamanashi 409-3853, Japan
TEL: +81-55-275-7521 FAX: +81-55-275-6162

Tokyo Head Office

SHINJUKU NS Bldg. 9F, 2-4-1 Nishi-Shinjuku, Shinjuku-ku, Tokyo 163-0809, Japan
TEL: +81-3-5908-0180 FAX: +81-3-5908-0189
www.kito.co.jp/en KITO Global Website: kito.com

International Sales Subsidiaries

U.S.A.

Harrington Hoists, Inc.

401 West End Avenue, Manheim, PA 17545, U.S.A.
TEL: +1-717-665-2000 FAX: +1-717-665-2861
www.harringtonhoists.com/

PEERLESS INDUSTRIAL GROUP, INC.

1416 East Sanborn St. Winona, MN 55987, U.S.A.
TEL: +1-800-873-1916 FAX: +1-800-356-1149
www.peerlesschain.com/

CANADA

KITO CANADA INC.

309-3815 1st Ave., Burnaby, BC V5C 3V6, Canada
TEL: +1-604-291-9955 FAX: +1-604-294-8855
www.kito.ca/

BRAZIL

KITO DO BRASIL COMÉRCIO DE TALHAS E GUINDASTES LTDA

Unidade 38 do CLE – CENTRO LOGÍSTICO EMBU
Rua José Semião Rodrigues Agostinho, 1370,
Bairro Água Espraiada – Embu das Artes, SP, Brasil
TEL: +55-11-3253-1000 FAX: +55-11-3253-1008
www.kito.com/br/

GERMANY

Kito Europe GmbH

Heerdter Lohweg 93, D-40549 Düsseldorf, Germany
TEL: +49-(0)211-528009-00 FAX: +49-(0)211-528009-59
www.kito.net/

ITALIA

Kito Chain Italia S.r.l.

Via Giuseppe Verdi 11, 33018, Tarvisio (Ud), Italia
TEL: +39-(0)428-4171 FAX: +39-(0)428-417301
www.kitochainitalia.com/

FINLAND

ERIKKILA OY

Masalantie 225, 02430, Masala, Finland
TEL: +358-9-2219-0530 FAX: +358-9-297-5021
www.erikkila.com/

NETHERLANDS

Van Leusden B.V.

Parelhoenweg 2 NL - 4791 PA Klundert
Harbour number M457 A The Netherlands
TEL: +31-168-385-225 FAX: +31-168-385-230
www.vanleusden.com

AUSTRALIA

KITO PWB

441 Grimshaw Street, Bundoora, VIC 3083, Australia
TEL: +61-1300-792-262 FAX: +61-3-9467-7290
www.pwbranch.com.au/

CHINA

JIANGYIN KITO CRANE CO., LTD.

18 Cheng Jiang East Road, Jiang Yin, Jiang Su 214429, China
TEL: +86-510-86199700 FAX: +86-510-86196633
www.kaicheng.com/

SHANGHAI KITO TRADING CO., LTD.

Room 11J, Zao-Fong Universe Building,
No1800 ZhongShan West Road Shanghai 200235, China
TEL: +86-21-54488935 FAX: +86-21-54488937
www.kito.com.cn/

TAIWAN

KITO TAIWAN CO., LTD.

12F-1, 128c sec. 3, Ming-Shen East Road, Taipei, Taiwan 10596
TEL: +886-2-2719-7616 FAX: +886-2-2719-6900
www.tw.kito.com/

KOREA

KITO KOREA CO., LTD.

3Dong 903, 15, Pangyo-Ro 228Beon-gil, Bundang-gu,
Seongnam-si, Gyeonggi-do, Korea 13487
TEL: +82-31-600-7450 FAX: +82-31-600-7469
www.kito.kr/

THAILAND

SIAM KITO CO., LTD.

205 M.2, T.Klongtumru, A.Muangchonburi, Chonburi 20000, Thailand
TEL: +66-3819-5711 FAX: +66-3846-8195
www.siamkito.co.th/

INDIA

KITO INDIA PRIVATE LIMITED

Sy No 118/2 of Jakkur Village, 80 Feet Road,
Jakkur Post, Yelahanka Hobli, Bengaluru – 560064, Karnataka, India
TEL: +91 80 29503090
https://www.kito.co.in/

INDONESIA

PT. KITO INDONESIA

JL. Kenari Raya Block G2-10A, Delta Silicon 5, Lippo Cikarang, Bekasi, Indonesia
TEL: +62-21-2961-2150 FAX: +62-21-2961-2151
https://id.kito.com/id/

- The functions and performance of the products mentioned in the catalog have been designed based on the related regulations and standards. If they are used for other than their intended purposes such as being integrated into your equipment, we will not take any responsibility for accidents attributable to their unintended usages as well as guarantee their performance and functions. Never remodel our products.
- When you want to use our products for special purposes, consult us in advance.
- When you want to export our products, consult us in advance. There are different standards and regulations from one destination to another.
- It is prohibited to reprint, copy or divert all the information in this catalog (product patents, trademarks, photos, designs, copies, illustrations, etc.) without our consent.
- The specifications in this catalog are partly subject to change without prior notice.
- Product specifications may vary depending on the country. For more details please contact the nearest KITO dealer.

Distributed by:

